ASSEMBLY INSTRUCTIONS

ITEM CODE : **IN 767**

ITEM DESCRIPTION : **MEDIA UNIT**



1

Reverse the media unit & place the leg as shown & align the leg to match the apron.



Twist the leg into the iron fitting slot by rotating it.

2



3

Fix the other legs in the similar way



4

Reverse the media unit straight. Now your media unit is ready for use



Fig. 1

